

**DISA TË DHËNA MBI TREGUN
E PENSIONEVE VULLNETARE
Janar - Dhjetor 2010**

*SELECTED DATA FOR THE
VOLUNTARY PENSION MARKET
January - December 2010*

Përmbajta

Tregu i pensioneve private vullnetare Janar - Dhjetor 2009	Page 3
Tregu i pensioneve private vullnetare Janar - Dhjetor 2010	Page 4
Tregu i pensioneve private vullnetare Janar - Dhjetor 2009,2010 (kontribues)	Page 5
Tregu i pensioneve private vullnetare Janar - Dhjetor 2009,2010 (kontribute)	Page 6

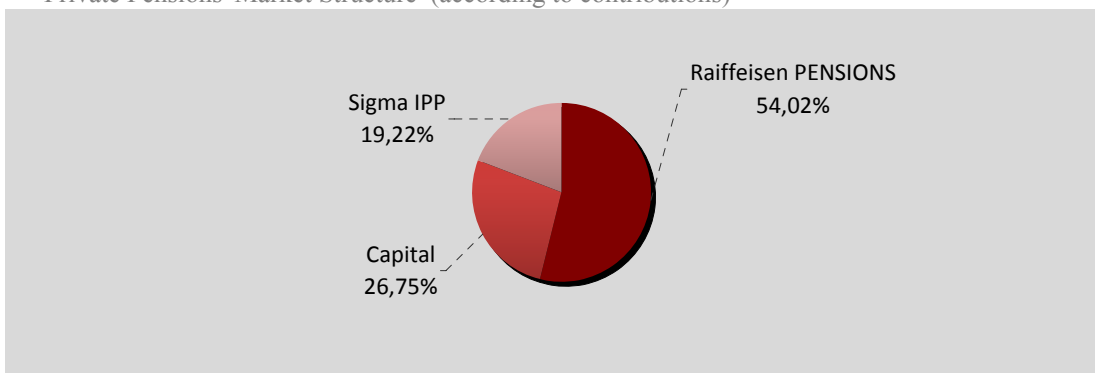
Contents

The voluntary private pension's market January - December 2009	Page3
The voluntary private pension's market January - December 2010	Page4
The voluntary private pension's market January - December 2009, 2010 (contributors)	Page5
The voluntary private pension's market January - December 2009, 2010 (contributions)	Page6

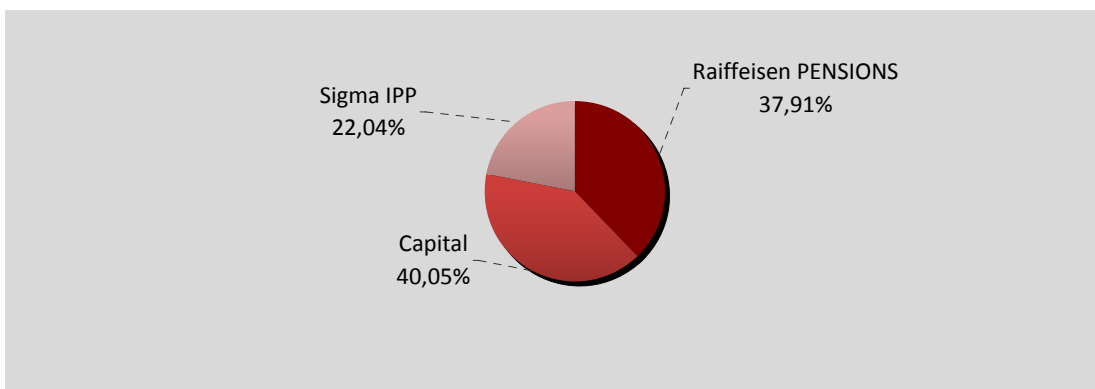
Tregu i Pensioneve Private Vullnetare *The Voluntary Private Pensions' Market*

Shoqëria	Numri kontribuesve	Kontribute (në lekë)
<i>Company</i>	<i>Number of contributors</i>	<i>Contributions (in leks)</i>
Janar - Dhjetor 2009 / January -December 2009		
Raiffeisen PENSIONS	1.679	39.420.560
Capital	1.774	19.522.151
Sigma IPP	976	14.025.862
Total	4.429	72.968.573

Struktura e Tregut të Pensioneve Private (sipas kontributeve)
 Private Pensions' Market Structure (according to contributions)



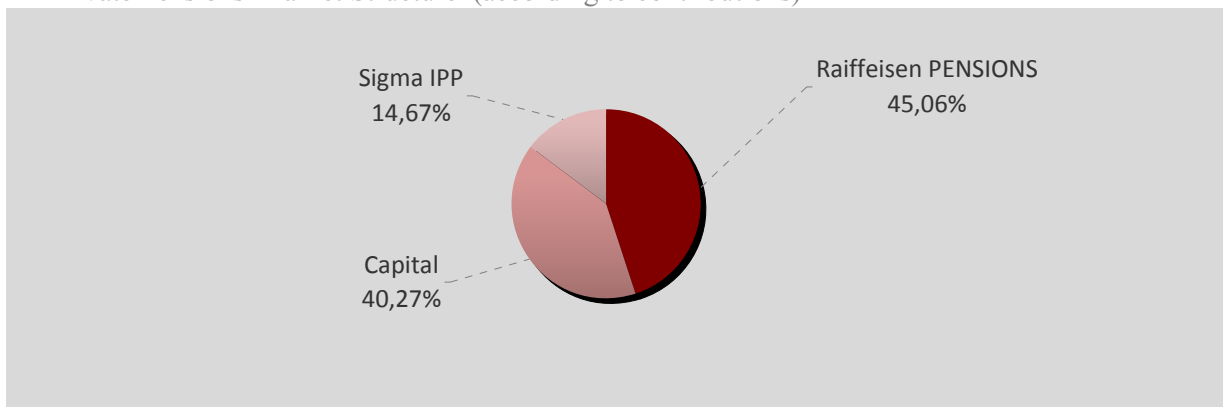
Struktura e Tregut të Pensioneve Private (sipas numrit të kontribuesve)
 Private Pensions' Market Structure (according to number of contributors)



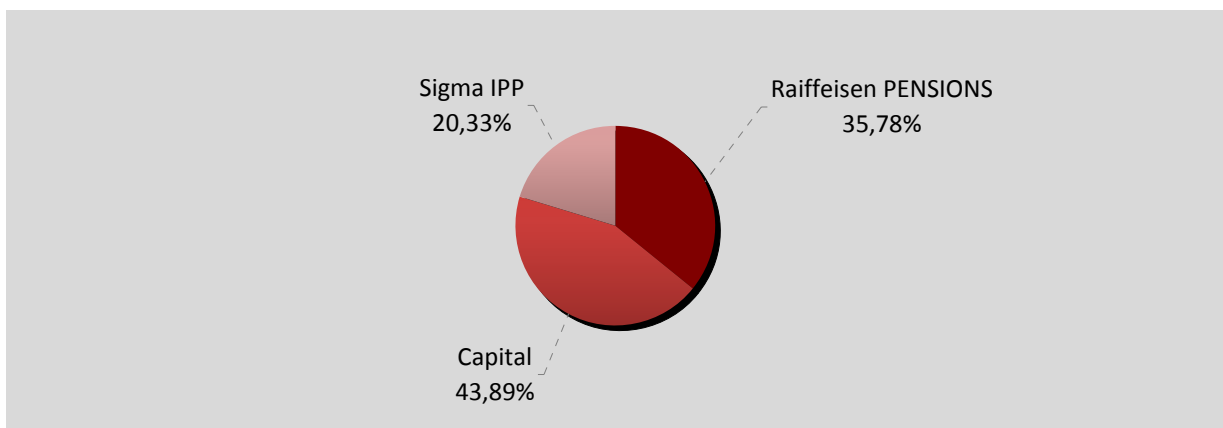
Tregu i Pensioneve Private Vullnetare *The Voluntary Private Pensions' Market*

Shoqëria	Numri kontribuesve	Kontribute (në lekë)
<i>Company</i>	<i>Number of contributors</i>	<i>Contributions (in leks)</i>
Janar - Dhjetor 2010 / January -December 2010		
Raiffeisen PENSIONS	1.786	50.434.238
Capital	2.191	45.065.548
Sigma IPP	1.015	16.420.362
Total	4.992	111.920.148

Struktura e Tregut të Pensioneve Private (sipas kontributeve)
 Private Pensions' Market Structure (according to contributions)



Struktura e Tregut të Pensioneve Private (sipas numrit të kontribuesve)
 Private Pensions' Market Structure (according to number of contributors)

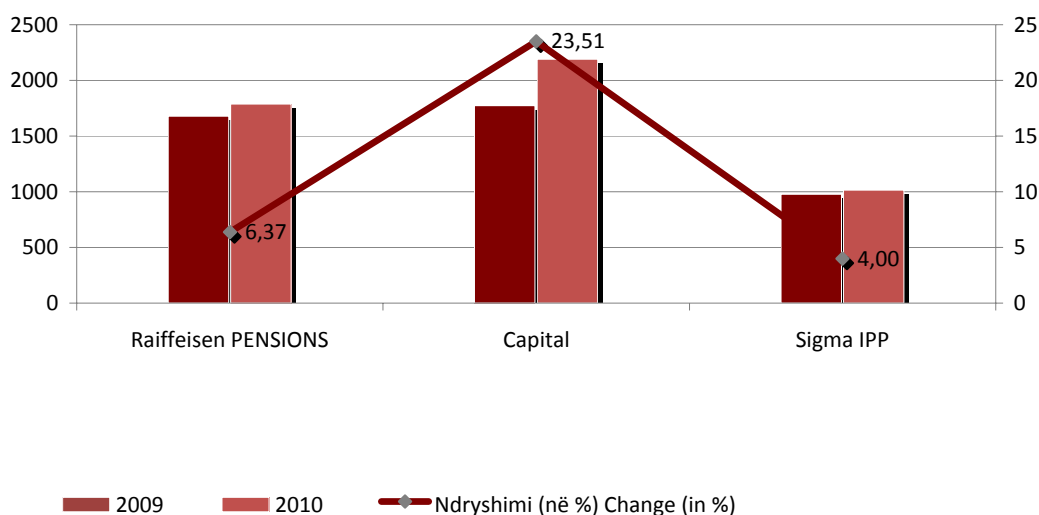


Tregu i Pensioneve Private Vullnetare 2009,2010 (kontribues)

The Voluntary Private Pensions' Market (contributors)

Shoqëria	Numri kontribuesve		Ndryshimi (në %)	Pjesa ndaj Totalit (në %)	
<i>Company</i>	<i>Number of contributors</i>		<i>Change (in %)</i>	<i>Share in total value (in %)</i>	
Periudha Janar - Dhjetor / January - December	2009	2010	\10\09 -1	2009	2010
Raiffeisen PENSIONS	1.679	1.786	6,37	37,91	35,78
Capital	1.774	2.191	23,51	40,05	43,89
Sigma IPP	976	1.015	4,00	22,04	20,33
Total	4.429	4.992	12,71	100,00	100,00

Tregu i Pensioneve Private Vullnetare 2009,2010 (sipas kontributeve)
 The Voluntary Private Pensions' Market (according to number of contributors)



Tregu i Pensioneve Private Vullnetare 2009,2010 (kontribute)

The Voluntary Private Pensions' Market (contributions)

Shoqëria	Kontribute (në lekë)		Ndryshimi (në %)	Pjesa ndaj Totalit (në %)	
<i>Company</i>	<i>Contributions (in leks)</i>		<i>Change (in %)</i>	<i>Share in total value (in %)</i>	
Periudha Janar - Dhjetor / January - December	2009	2010	`10/`09 -1	2009	2010
Raiffeisen PENSIONS	39.420.560	50.434.238	27,94	54,02	45,06
Capital	19.522.151	45.065.548	130,84	26,75	40,27
Sigma IPP	14.025.862	16.420.362	17,07	19,22	14,67
Total	72.968.573	111.920.148	53,38	100,00	100,00

Tregu i Pensioneve Private Vullnetare 2009,2010 (sipas kontributeve)
 The Voluntary Private Pensions' Market (according to contributions)

